


# L'ÉCOLE

## J'ADORE L'ÉCOLE!

Créez un dialogue en groupe en utilisant les consignes de phrase de votre enseignant(e).



Pardonnez-moi

Comment allez-vous ?

Mon adresse

est \_\_\_\_\_ ?

Quelle est votre (ton)  
adresse ?

Ça ne va pas bien.

Monsieur

Comment vous appelez-vous?

Comment t'appelles-tu?

Je m'appelle \_\_\_\_\_.

Bonne nuit

Bonne soirée

Bonne journée

Comment ça va?

Je vais très bien

Je suis malade

Je ne vais pas bien

S'il vous (te) plaît

Il n'y a pas de quoi

À demain

Bonsoir

À plus tard

Ça va très bien

Merci

De rien

Comment vas-tu?

Ça va mal

À bientôt

Au revoir

Quel âge as-tu

J'ai \_\_\_\_ ans?

Pardon

Quel âge as-tu?

À la prochaine

Salut

Bonne nuit

Bonjour

Mademoiselle

Il n'y a pas de quoi.

Madame

Oui/Non

D'accord


J'ai fini

Je n'ai pas fini

Excusez-moi

Je comprends

Je ne comprends pas




# L'ÉCOLE

## J'ADORE L'ÉCOLE!

Lisez le texte.

Dessinez une représentation de ce que vous lisez.


Ajoutez les détails pour placer la personne dans son environnement.




# Mon école

# St Francis Of Assisi


Je m'appelle \_\_\_\_\_.




Voici Mme Trudel.  
Elle est notre enseignante.



Voici la Directrice.  
Elle s'appelle Mme Larocque.




Voici la secrétaire. Elle  
s'appelle Mlle Gagnier.




Voici le bibliothécaire. Il s'appelle M. Vaillancourt.







Voici Mme Mallette. Elle est la  
Directrice Adjointe.




Voici Mlle Cloutier. Elle enseigne l'éducation physique.




Voici Monsieur Picard. Il est  
l'enseignant ressources.



Voici le concierge. Il s'appelle  
M. Fortin.



J'aime mon école. Elle est fantastique!



# L'ÉCOLE


## J'ADORE L'ÉCOLE!

Présentez votre école en phrases et en images.

Écrivez au moins trois phrases pour chaque page.


Détaillez l'école, le directeur, la salle de classe, l'enseignant, et une page de votre choix.

Utilisez le mur de mots pour vous inspirer.



# Mon école



Je m'appelle \_\_\_\_\_.




Voici \_\_\_\_\_.

\_\_\_\_\_ est notre \_\_\_\_\_.








# L'ÉCOLE


## J'ADORE L'ÉCOLE!

Dans le tableau donné, classifiez les cartes selon leur nature grammaticale (verbe, nom, adverbe, adjectif, conjonction, article, interrogatif).


Traduisez-les.




à, au, aux




aller




avec




autre




avoir




bien




c', ce, cet,  
cette, ces




comme




d', de, du, des



dans




dire




donner







elle, elles




en




et




être




faire




il, ils




j', je, m', me, moi




jour




l', le, la, les




leur, leurs




lui




mais




mon, ma, mes



n', ne




ou




par







pas




plus




pour




pouvoir




prendre




qu', que




qui




s', se




sans




savoir




si




soi




son, sa, ses



sur




t', te, tu, toi




ton, ta, tes







tout, tous, toute,  
toutes




un, une




venir




voir




votre, vos




vouloir




**VOUS**




**Y**




notre, nos




nous




on




est-ce que




où



comment




quel, quels, quelle,  
quelles




quand






pourquoi








# L'ÉCOLE

## J'ADORE L'ÉCOLE!

Consultez le site Web  
[www.caslt.org/  
resources/french-sl/  
classroom-resources-  
tech-sophie\\_fr.php](http://www.caslt.org/resources/french-sl/classroom-resources-tech-sophie_fr.php) et  
répondez aux questions.



## Où est Sophie?

1. Est-ce qu'elle est dans la classe de français?
2. Est-ce qu'elle est dans la salle des ordinateurs?
3. Est-ce qu'elle est dans le gymnase?
4. Est-ce qu'elle est dans son casier?
5. Où est Sophie? Elle est dans a) la fontaine b) le bureau c) le pupitre.
6. Sophie est une fille?
7. Qu'est-ce que c'est Sophie? Sophie est a) un dinosaure b) un reptile c) un monstre.
8. De quelle couleur est Sophie? Sophie est a) brun b) vert c) gris.
9. De quelle couleur est le drapeau du Québec? a) bleu et blanc b) bleu, blanc, rouge c) vert, blanc, bleu
10. Où est Sophie?